

VETROPACK IN FOCUS

FACTS & FIGURES | 2006

Vetropack Holding Ltd

CH-8180 Bülach
Phone +41-44-863 31 31
www.vetropack.com

Companies:

Vetropack Ltd

CH-8180 Bülach
Phone +41-44-863 34 34
CH-1162 St-Prex
Phone +41-21-823 13 13

Vetropack Austria Holding Ltd

AT-3380 Pöchlarn
Phone +43-2757-7541

Vetropack Austria GmbH

AT-3380 Pöchlarn
Phone +43-2757-7541
AT-4550 Kremsmünster
Phone +43-7583-5361

Vetropack Moravia Glass, a.s.

CZ-69729 Kyjov
Phone +420-518-603 111

Vetropack Nemšová, s.r.o.

SK-914 41 Nemšová
Phone +421-32-6557 111

Vetropack Straža d.d.

HR-49231 Hum na Sutli
Phone +385-49 326 326

OJSC Vetropack Gostomel

UA-08290 Gostomel
Phone +38-04497-3 13 44

Müller + Krempel Ltd

CH-8180 Bülach
Phone +41-44-863 35 35

Vetroconsult Ltd

CH-8180 Bülach
Phone +41-44-863 32 32

Vetro-Recycling Ltd

CH-8180 Bülach
Phone +41-44-863 36 36

Vetroreal Ltd

CH-8180 Bülach
Phone +41-44-863 33 33

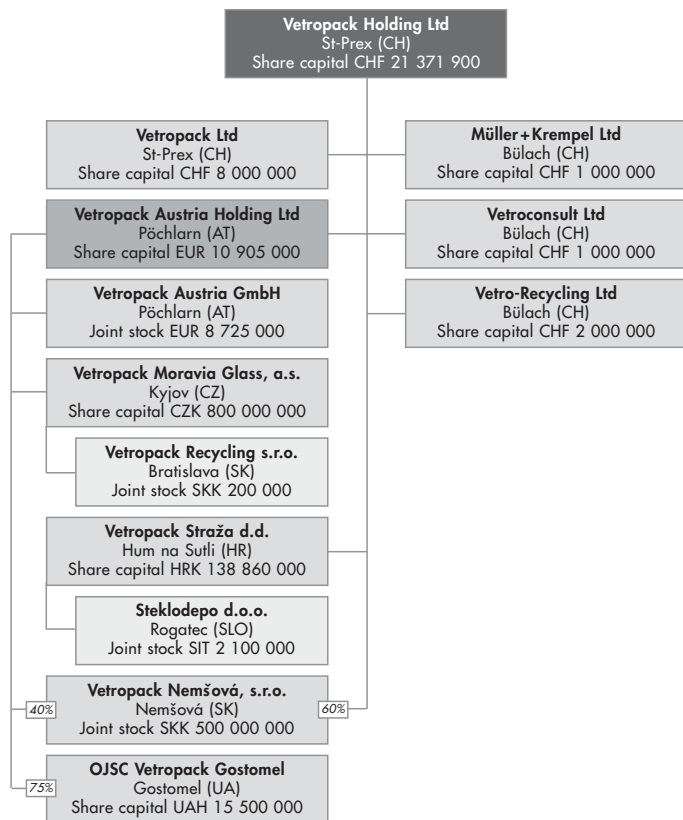


THE VETROPACK GROUP

Vetropack is one of Europe's leading manufacturers of container glass for the beverage and food industry with group management in Bülach (Switzerland). It produces in state-of-the-art production facilities in Switzerland, Austria, Czech Republic, Slovakia, Croatia and Ukraine. As a customer orientated company, Vetropack guarantees innovative packaging solutions, reliable product quality and just-in time deliveries. Tailor-made glass from Vetropack gives a basis for a successful market performance of our customer's products.



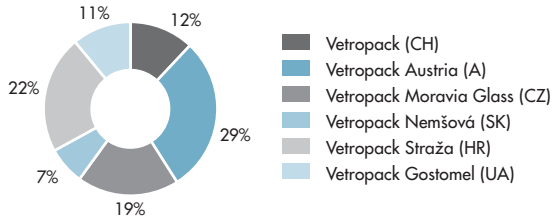
OWNERSHIP STRUCTURE



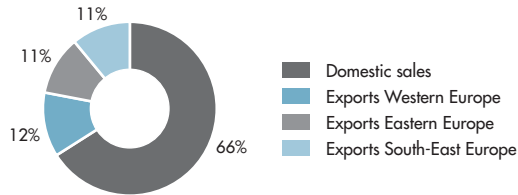
KEY FIGURES

		2006	2005	+/-
Revenues	CHF millions	594.7	519.8	14.4%
EBIT	CHF millions	67.4	61.8	9.1%
Profit	CHF millions	43.2	50.9	-15.1%
Cash flow	CHF millions	97.2	97.2	0.0%
Cash flow margin		16.3%	18.7%	-
Investments	CHF millions	112.4	50.7	121.7%
Depreciation	CHF millions	46.3	45.8	1.1%
Balance sheet total	CHF millions	750.3	627.5	19.6%
Equity as %		54.5%	61.9%	-
Production	1000 metric tons	1039	907	14.6%
Production	billion units	3.80	3.36	13.1%
Weight per article	grams	274	270	1.5%
Production per employee	metric tons	331	377	-12.2%
Sales	billion units	3.92	3.57	10.0%
Exports as % of unit sales		34.6%	41.7%	-
Employees		3 137	2 405	30.4%

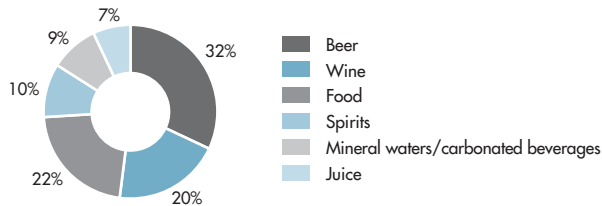
Sales 2006 by Company (total 3.92 billion units)



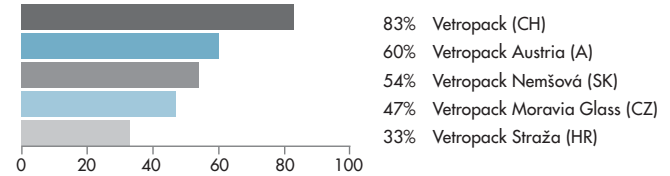
Sales 2006 by Markets (total 3.92 billion units)



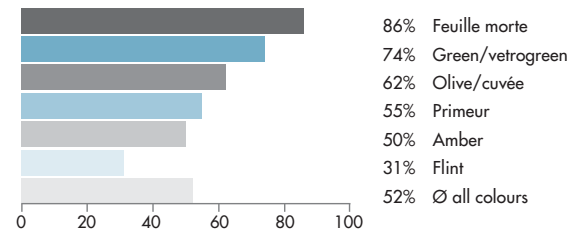
Sales 2006 by Market Segments (total 1 052 000 tons)



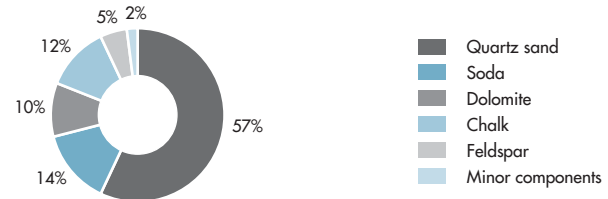
Cullet Ratio for Glass Production 2006 by Company



Cullet Ratio for Glass Production 2006 by Colours



Proportion of Primary Raw Materials (without Cullet Ratio)



VETROPACK LTD (SWITZERLAND)

	2006	2005	+/-
Revenues in CHF millions	83.3	86.8	- 4.0%
Unit sales in millions	493.0	518.0	- 4.8%
Exports in unit terms	6.5%	9.2%	-
Production in tons	68 525	87 342	-21.5%
Employees	199	200	-0.1%

Domestic Sales 2006 by Market Segment (in unit terms)

Wine/spirits	29.8%		
Beer/mineral waters/carbonated beverages/juice	48.6%		
Food	21.6%		

VETROPACK AUSTRIA GMBH (AUSTRIA)

	2006	2005	+/-
Revenues in EUR millions	131.3	121.7	7.8%
Unit sales in millions	1 291.2	1 257.6	2.7%
Exports in unit terms	34.6%	38.5%	-
Production in tons	311 961	300 870	3.7%
Employees	613	624	- 1.8%
1 EUR = CHF	1.573	1.548	-

Domestic Sales 2006 by Market Segment (in unit terms)

Wine/spirits	18.8%		
Beer/mineral waters/carbonated beverages/juice	51.9%		
Food	29.3%		



*Plant St-Prex
(Switzerland)*



*Plant Pöchlarn
(Austria)*



*Plant Kremsmünster
(Austria)*

VETROPACK MORAVIA GLASS, A.S. (CZECH REPUBLIK)

	2006	2005	+/-
Revenues in CZK millions	2 162.5	2 104.0	2.8%
Unit sales in millions	869.5	880.0	- 1.2%
Exports in unit terms	41.6%	41.7%	-
Production in tons	200 011	201 386	- 0.7%
Employees	429	495	- 13.3%
100 CZK = CHF	5.552	5.199	-

Domestic Sales 2006 by Market Segment (in unit terms)

Wine/spirits	10.5%		
Beer/mineral waters/carbonated beverages/juice	43.6%		
Food	45.9%		

VETROPACK NEMŠOVÁ, S.R.O. (SLOVAKIA)

	2006	2005	+/-
Revenues in SKK millions	1 529.6	1 406.5	8.8%
Unit sales in millions	400.1	412.7	- 3.1%
Exports in unit terms	39.2%	39.0%	-
Production in tons	104 688	102 793	1.8%
Employees	369	380	- 2.9%
100 SKK = CHF	4.228	4.012	-

Domestic Sales 2006 by Market Segment (in unit terms)

Wine/spirits	31.0%		
Beer/mineral waters/carbonated beverages/juice	27.7%		
Food	41.3%		

*Plant Kyjov
(Czech Republic)*



*Plant Nemšová
(Slovakia)*



VETROPACK STRAŽA D.D. (CROATIA)

	2006	2005	+/-
Revenues in HRK millions	587.3	597.4	- 1.7%
Unit sales in millions	907.2	926.6	- 2.1%
Exports in unit terms	59.5%	65.6%	-
Production in tons	216 451	215 000	0.7%
Employees	580	627	- 7.5%
100 HRK = CHF	21.478	20.919	-

Domestic Sales 2006 by Market Segment (in unit terms)

Wine/spirits	15.9%	
Beer/mineral waters/carbonated beverages/juice	70.7%	
Food	13.4%	



*Plant Hum na Sutli
(Croatia)*

OJSC VETROPACK GOSTOMEL (UKRAINE)

	03-12/2006
Revenues in HRK millions	195.3
Unit sales in millions	427.3
Exports in unit terms	1.4%
Production in tons	137 678
Employees	863
100 UAH = CHF	24.686

Domestic Sales 2006 by Market Segment (in unit terms)

Wine/spirits	17.2%	
Beer/mineral waters/carbonated beverages/juice	70.9%	
Food	11.9%	



*Plant Gostomel
(Ukraine)*

MÜLLER + KREMPEL LTD (SWITZERLAND)

	2006	2005	+/-
Revenues in CHF millions	11.5	10.4	10.6%
Employees	13	14	- 7.1%

Revenues in 2006 by Market Segment

Retail trade	40.9%		
Food and beverages	30.7%		
Pharmaceutical and cosmetics	28.4%		

PRODUCTION FACILITIES VETROPACK GROUP 2006

(December 2006)

Number of glass works	7
Number of melting furnaces	17
Maximum melting capacity (tons per day)	3 900
Number of production lines	51

DEVELOPMENT VETROPACK GROUP 1986-2006

- 1986 Acquisition of Pöchlarn glass works in Austria
- 1991 Acquisition of the glass works Moravia Glass, Kyjov, in the Czech Republic
- 1993 Acquisition of the firm Lutzky Glas, Kremsmünster, in Austria
- 1996 Acquisition of the glass works Straža, Hum na Sutli, in Croatia
- 2002 Acquisition of the Slovakian glass works Nemšová
- 2006 Acquisition of the Ukraine Gostomel Glass Factory (75%)

Development Sales